

THE CHAINS

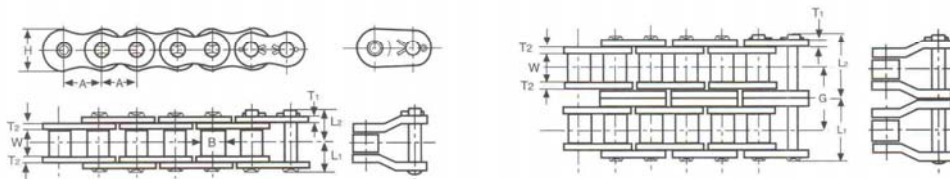
Stainless Steel Chain

QUICK REFERENCE GUIDE

- Solid Roller ➤ 300 Series Stainless Steel ➤ High Corrosion Resistance
- Recommended for -40°F to 800°F ➤ Attachments Available

HKK Stainless Steel roller chains are used in highly corrosive and extreme temperature environments. All component parts of HKK Stainless Steel roller chains are made of 18-8 chromium-nickel stainless steel (AISI 300 series) to achieve the utmost corrosion and temperature resistance.

HKK Stainless Steel chains are equipped with solid rollers. The seamless solid rollers enhance durability of the chain, especially under extreme loads and temperatures. HKK Stainless Steel roller chains are manufactured in accordance with ANSI dimensional specifications. Both 600 series and 316 series stainless steel are also available.



HKK Chain No.	Pitch A	Roller		Pin Dia. D	Plate		Overall Width		Transverse Pitch G	Maximum Allowable Load (lbs)	Average Ultimate Strength (lbs)	Avg. Weight Per Foot (lbs) Riveted
		Dia. B	Width W		Height H	Thickness T	L1	L2				
* HKK 25-SS	1/4	0.130	1/8	0.0905	0.236	0.030	0.150	0.185	-	22	880	0.09
* HKK 35-SS	3/8	0.200	3/16	0.141	0.347	0.050	0.233	0.267	-	60	1,440	0.23
** HKK 41-SS	1/2	0.306	1/4	0.141	0.386	0.050	0.266	0.312	-	76	1,900	0.27
HKK 40-SS	1/2	0.312	5/16	0.156	0.457	0.060	0.323	0.354	-	99	2,800	0.40
HKK 40-2-SS							0.603	0.645	0.567			0.82
HKK 50-SS	5/8	0.400	3/8	0.200	0.571	0.080	0.400	0.446	-	154	4,450	0.67
HKK 50-2-SS							0.752	0.803	0.712			1.36
HKK 60-SS	3/4	0.469	1/2	0.234	0.689	0.094	0.500	0.548	-	231	6,200	0.98
HKK 60-2-SS							0.945	1.000	0.898			1.98
HKK 80-SS	1	0.625	5/8	0.312	0.921	0.125	0.628	0.750	-	396	10,670	1.69
HKK 80-2-SS							1.201	1.319	1.153			3.42
HKK 100-SS	1-1/4	0.750	3/4	0.375	1.154	0.156	0.722	0.913	-	583	12,900	2.63
HKK 100-2-SS							1.475	1.608	1.409			5.20
HKK 120-SS	1-1/2	0.875	1	0.437	1.382	0.187	0.971	1.124	-	869	17,300	3.87
HKK 120-2-SS							1.857	2.010	1.787			7.71

* - Rollerless Chain: Roller Diameter "B" is identical to the bushing diameter, as these chains have no rollers & split bushings
 ** - Split Roller Chains

Dimensions in inches & pounds

British Standard Stainless Steel

HKK British Chain No.	Pitch A	Roller		Pin Dia. D	Plate			Overall Width		Maximum Allowable Load	Average Ultimate Strength (lbs)	Avg. Weight Per Foot (lbs) Riveted
		Dia. B	Width W		Height H	P/L Thickness T1	R/L Thickness T2	L1	L2			
** HKK 05B-SS	.315	0.197	0.118	0.091	0.280	0.030	0.030	0.150	0.185	26	900	0.11
** HKK 06B-SS	3/8	0.250	0.225	0.129	0.323	0.039	0.049	0.240	0.276	60	1,450	0.29
HKK 08B-SS	1/2	0.335	0.305	0.175	0.457	0.060	0.060	0.329	0.363	110	2,580	0.41
HKK 10B-SS	5/8	0.400	0.380	0.200	0.571	0.065	0.065	0.374	0.422	150	3,670	0.60
HKK 12B-SS	3/4	0.475	0.460	0.225	0.626	0.070	0.070	0.414	0.491	200	4,100	0.77
HKK 16B-SS	1	0.625	0.670	0.325	0.792	0.122	0.154	0.691	0.805	460	10,670	1.74

** - Split Roller Chains

Dimensions in inches & pounds

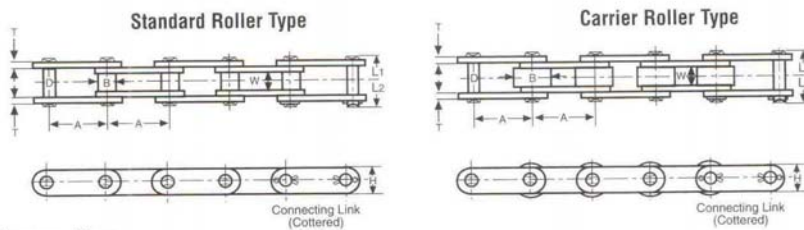
**QUICK
REFERENCE
GUIDE**

- Solid Roller ➤ 300 Series Stainless Steel ➤ High Corrosion Resistance
- Recommended for -40°F to 800°F ➤ Attachments Available

HKK Double-Pitch, Stainless Steel chain combine the same corrosion resistance and high temperature range as our single-pitch stainless chain, while maintaining lower cost and weight. All component parts of HKK stainless steel chains are made of 18-8 chromium-nickel stainless steel (AISI 300 series).

HKK Stainless Steel Double-Pitch chains are assembled with solid rollers. This unique solid roller will not split or deform like conventional split rollers. Solid rollers will retain their original cylindrical shape under severe loads and adverse temperatures.

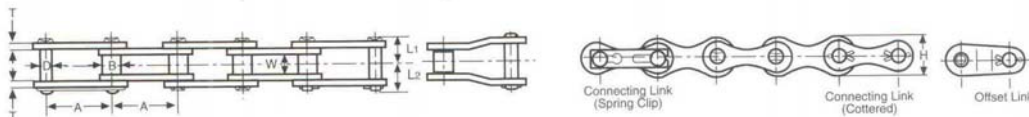
Transmission type chains with figure-eight side plates are available. HKK Double-Pitch Stainless Steel chain sizes C2060H and up are manufactured with heavy side plates. Carrier rollers and attachments are also available. Both 600 series and 316 series stainless steel are available upon request.



Conveyor Type

HKK Stainless Chain No.	Pitch	Roller		Pin Dia.	Plate		Overall Width		Maximum Allowable Load (lbs)	Average Ultimate Strength (lbs)	Avg. Weight Per Foot (lbs)
		Width	W		Height	Thickness	L1	L2			
STANDARD ROLLER TYPE											
HKK C 2040-SS	1	0.312	5/16	0.156	0.450	0.060	0.323	0.378	99	2,800	0.32
HKK C 2050-SS	1-1/4	0.400	3/8	0.200	0.591	0.080	0.400	0.467	154	4,450	0.55
HKK C 2060H-SS	1-1/2	0.469	1/2	0.234	0.670	0.125	0.565	0.657	231	6,200	0.93
HKK C 2080H-SS	2	0.625	5/8	0.312	0.890	0.156	0.699	0.829	420	10,670	1.56
HKK C 2100H-SS	2-1/2	0.750	3/4	0.375	1.126	0.187	0.831	0.969	583	12,900	2.33
CARRIER ROLLER TYPE											
HKK C 2042-SS	1	0.625	5/16	0.156	0.450	0.060	0.323	0.378	99	2,800	0.55
HKK C 2052-SS	1-1/4	0.750	3/8	0.200	0.591	0.080	0.400	0.467	154	4,450	0.85
HKK C 2062H-SS	1-1/2	0.875	1/2	0.234	0.670	0.125	0.565	0.657	231	6,200	1.40
HKK C 2082H-SS	2	1.125	5/8	0.312	0.890	0.156	0.699	0.829	420	10,670	2.26
HKK C 2102H-SS	2-1/2	1.562	3/4	0.375	1.126	0.187	0.831	0.969	583	12,900	3.80

Dimensions in inches & pounds



Transmission Type

HKK Stainless Chain No.	Pitch	Roller		Pin Dia.	Plate		Overall Width		Maximum Allowable Load	Average Ultimate Strength (lbs)	Avg. Weight Per Foot (lbs)
		Width	W		Height	Thickness	L1	L2			
HKK A 2040-SS	1	0.312	5/16	0.156	0.450	0.060	0.323	0.378	99	2800	0.29
HKK A 2050-SS	1-1/4	0.400	3/8	0.200	0.591	0.080	0.400	0.467	154	4450	0.49
HKK A 2060-SS	1-1/2	0.469	1/2	0.234	0.670	0.094	0.500	0.583	231	6200	0.69
HKK A 2080-SS	2	0.625	5/8	0.312	0.890	0.125	0.628	0.750	396	10,670	1.15

Dimensions in inches & pounds